



BESPOKE CUSTOM HOMES



# The Build7 Journey



Build 7

# Hello.

We're thrilled that you're considering, or have already decided to build your dream with us! We created this material to help you understand each step in the journey that lies ahead.

Rest assured, we'll be with you every step of the way.



Matt & Jolanda Williams

BUILD7 CENTRAL OTAGO

When you see the photo of us above throughout this booklet, it means that we take part in that build step. When you see the photos below this paragraph, it represents a client, such as yourself, or our team.

HOW TO USE THIS GUIDE



Thomas & Lacie

CLIENTS



Jamie & Tom

BUILD7 CONSTRUCTION TEAM



You'll notice that we take care of some steps; during those times, we'll do the heavy lifting. You can just relax and enjoy the journey.

So, let's get started.

1.



## Make Your Enquiry

If you haven't already, visit our website to complete and submit our online questionnaire, or alternatively, give us a call and we can walk you through it over the phone.



2.



## Site Visit

We'll come to see your section and talk shop with you about your needs, wants and must-haves. We'll bring our experience; you bring your ideas!

Don't have land yet? No sweat! We'll help you find some; we know the right people to help you out.



3.



## Complimentary Floor Plan & Design Brief

We sit down and capture all the requirements needed to build your dream while taking into consideration your investment budget for the project. Best part, it's free!




4.



## Construction Meeting

We engage the builders & architect, bringing them into the circle and providing them the information you've shared with us. They'll then produce a floor plan and renders within a timely manner. If your plans are complex, you're welcome to be involved in this stage!

LET'S MAKE IT HAPPEN



5.



## Presentation of Estimates & Floorplans

We'll bring the floorplans our team creates to you for approval, and if needed, we'll capture your adjustments and work the team to get the plans tweaked. We'll also provide a rough estimate of how much it will cost to build the home.







6.  


## \$2500 Deposit

We talk the finer details of building your investment project eg. claddings and spec. Internal renders, external and a fly around are ordered to give you a solid visual. We then establish and communicate a timeframe as your plan is measured by our QS Construction Team. We come back to you with a detailed estimate and product specification.

7.  + 

## Submit Concepts

We send the particulars to our construction team, who then send out for official quotes for roof, windows, kitchen, plumbing, electrical etc and we communicate and establish timeframe. Once we hear back, we'll bring all of these details back to you.



8.  


## Client Approval

We return with quotes, details and numbers. We collect and provide them to you for your review and for your lawyers. You'll hold everything you need to get started in your hands; almost there!






9.



## Presentation of Black Folder

The black folder is your go-to source for all information regarding your build; we'll explain every contract, every document and every selection you've made. We'll happily answer any questions you have.



TIME TO CELEBRATE


10.



## Contract Signed

Sign the contract to progress your investment; this will set everything in motion which is one of the most exciting parts of the process. We'll walk you through all of the post-contract information and get you prepared for your selection visits.

# 11.




## Pre-Construction

We arrange and can take you on specifying visits eg kitchen, plumbing fittings, colour consultations, windows, roof colour, cladding, etc. We will complete any changes to Spec/Variations, then arrange a handover meeting to the construction team.



# 12.



## Construction

You've made all the major decisions and you've been added to the project management app, where all the details of your build will be open for you to see. You'll have all the communication you need, and as always, we're there to help.





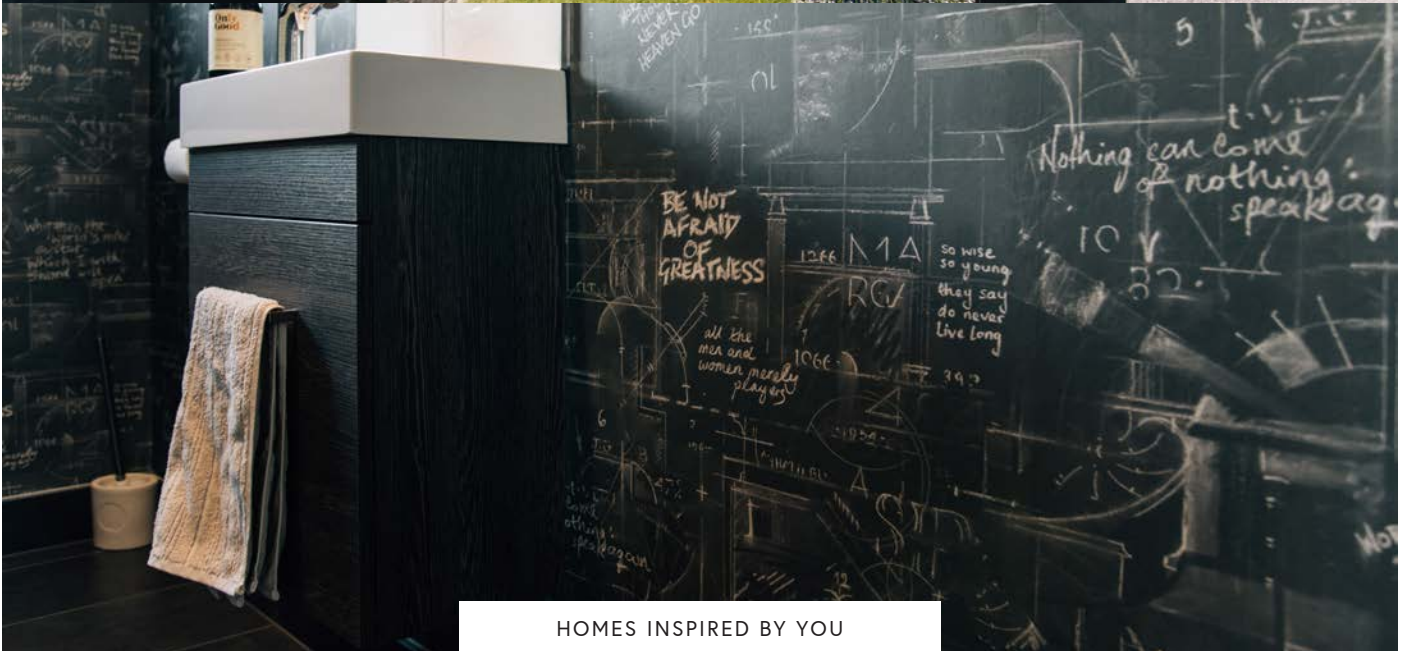
# You did it.

If you've been through each of these steps, you're on your way to realising your dream of a new home! We couldn't be happier for you, and are so honoured to have been your guides to the building process.

As always, we're just an email or a call away.







HOMES INSPIRED BY YOU

